

Scaled data based on original data using
LM-79-08 Approved Method: Electrical and Photometric Measurements of Solid-
State Lighting Products

Test Report Prepared for
Cooper Lighting Solutions
(formerly Eaton)

Brand: INVUE

Report Number: P139584

Luminaire Tested: **ENT-F01-LED-E1-BL3-7030**

Issue Date: 03/03/2020

Test Information

Test Method: LM-79-08
Report Number: P139584
REPORT IS SCALED FROM IESNA LM-79-08 TEST DATA (P33645)
Test Lab: INNOVATION CENTER-P3
Issue Date: 03/03/2020
Manufacturer: COOPER LIGHTING SOLUTIONS (FORMERLY EATON)
Product Line: INVUE
Catalog Number: ENT-F01-LED-E1-BL3-7030
Description: ENTRI LED LUMINAIRE
(1) LIGHTBARS WITH AccuLED OPTICS - TYPE 3 W/ SPILL LIGHT CONTROL
Light Source: (7) 3000K CCT, 70 CRI LEDs
Ballast/Driver: -

Summary

Lumens per Lamp: N/A
Luminaire Lumens: 2037.6 lumens
Efficiency: N/A
Efficacy: 78.7 lumens/watt
Luminous Opening: Rectangular (W 1' x L: 0.17' x H: 0')
IES Classification: Type III - Short - Semi-Cutoff
BUG Rating: B1 - U0 - G1

Input Watts (W): 25.9
Input Voltage (V): NR
Input Current (Ain): NR
Voltage Rise (V): NR
Power Factor: NR
Total Harmonic Distortion (THDi): NR
Frequency (hertz): 60
Stabilization Time: NR
Operation Time: NR
Ambient Temperature (°C): NR
Test Distance: 25 FT

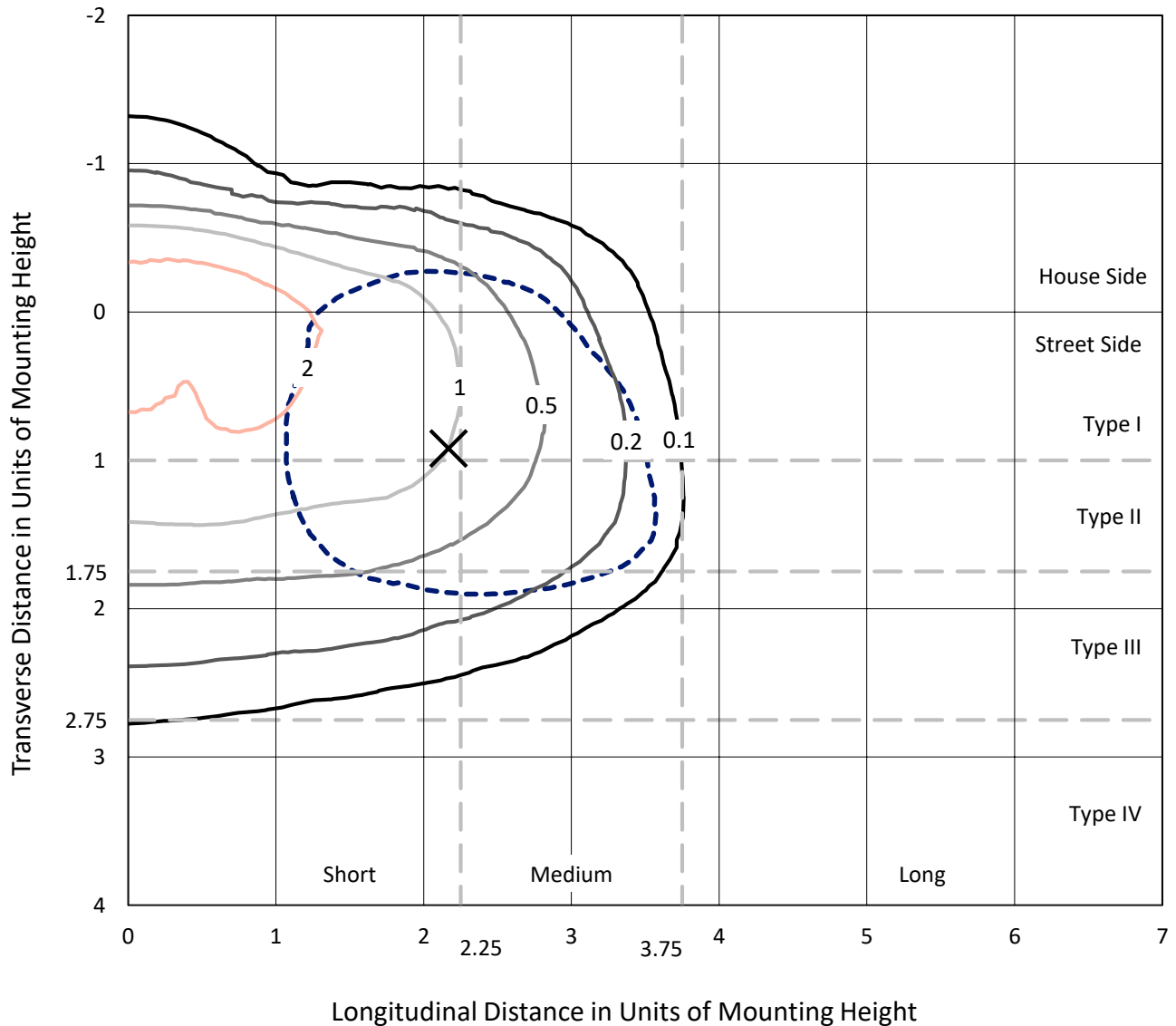


REPORT NUMBER: P139584

CATALOG NUMBER: ENT-F01-LED-E1-BL3-7030

Iso-Footcandle Lines of Horizontal Illumination

× Max cd
 - - - 1/2 Max cd

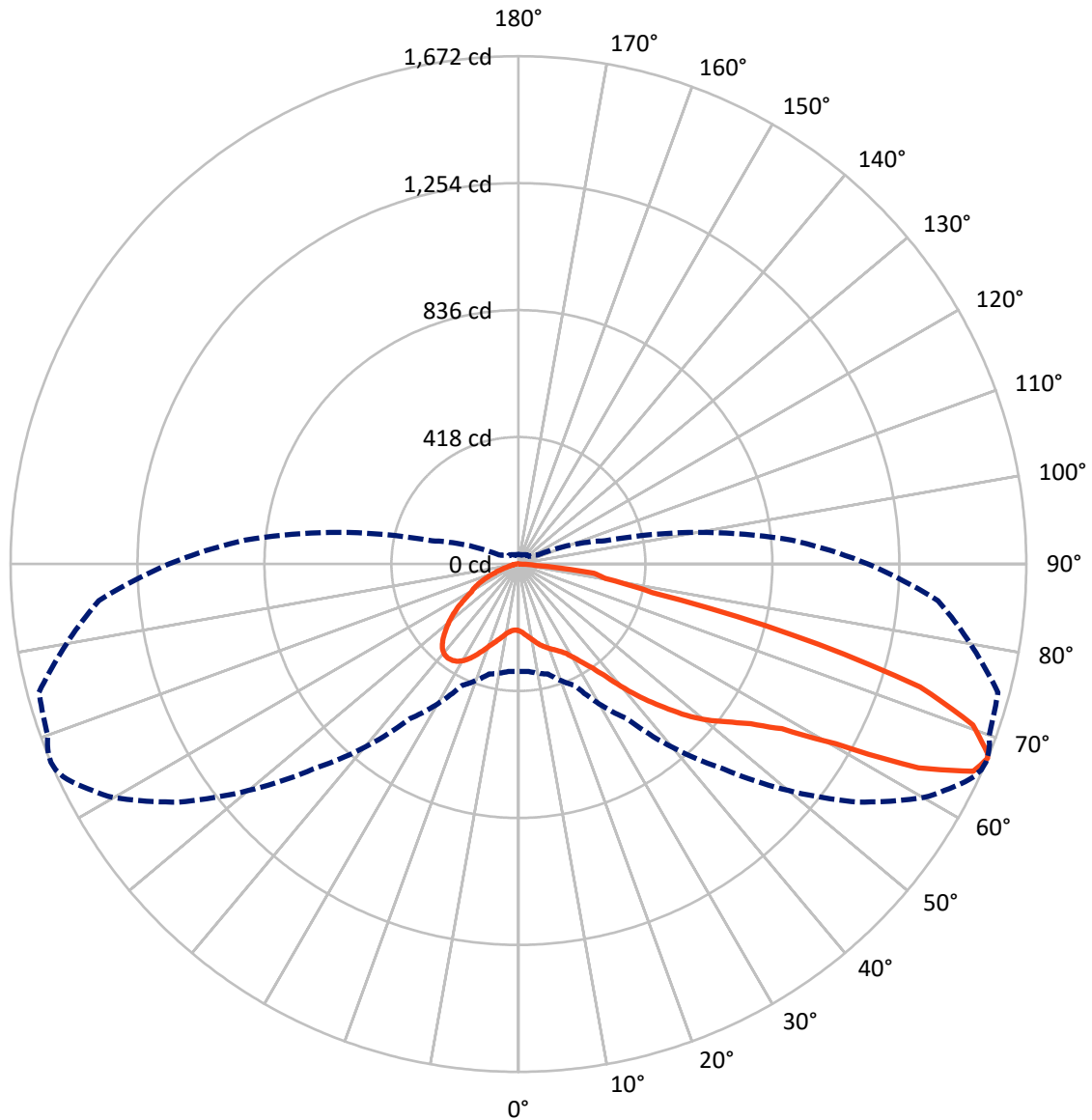


Based on 10 foot mounting height. Maximum calculated value = 2.8 fc
 Type III - Short - Semi-Cutoff

REPORT NUMBER: P139584

CATALOG NUMBER: ENT-F01-LED-E1-BL3-7030

Luminous Intensity Polar Plot



— Vertical Plane Through 67-Deg Lateral - - - Horizontal Cone Through 67-Deg Vertical

REPORT NUMBER: P139584

CATALOG NUMBER: ENT-F01-LED-E1-BL3-7030

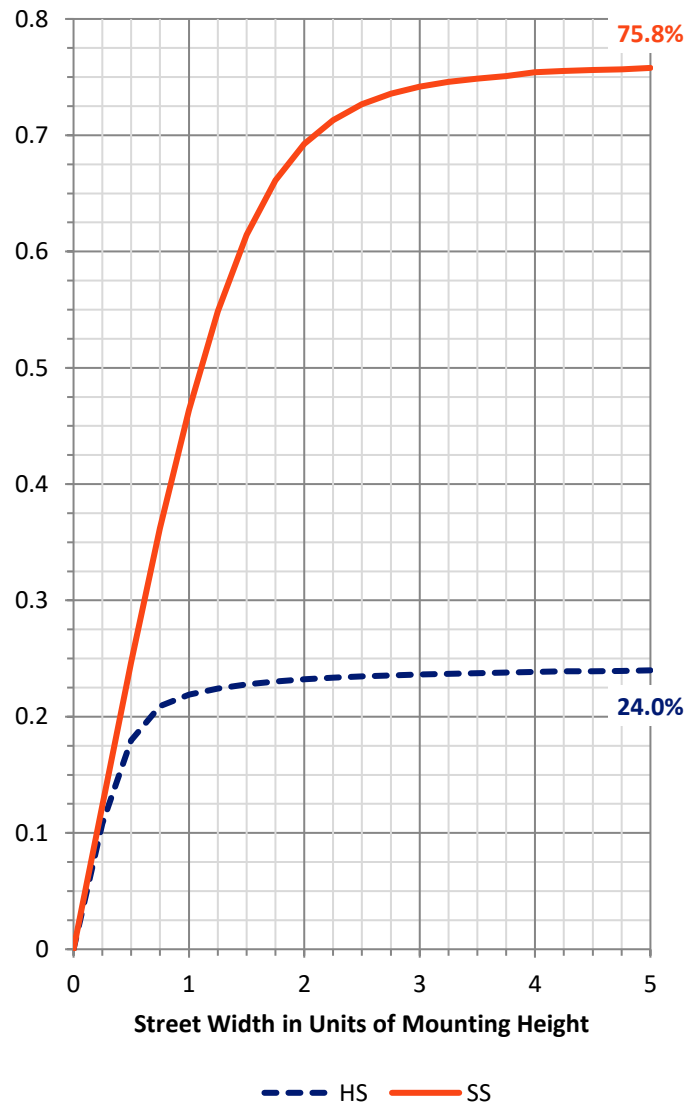
FLUX DISTRIBUTION:

		Downward	Upward	Total
House Side	Lumens	494.7	0.0	494.7
	% Fixture	24.3	0.0	24.3
Street Side	Lumens	1542.9	0.0	1542.9
	% Fixture	75.7	0.0	75.7
Total	Lumens	2037.6	0.0	2037.6
	% Fixture	100.0	0.0	100.0

Coefficient of Utilization

ZONAL LUMENS:

Zone	Lumens	% Fixture
0°-10°	22.1	1.1
10°-20°	76.5	3.8
20°-30°	138.7	6.8
30°-40°	202.7	9.9
40°-50°	307.1	15.1
50°-60°	440.4	21.6
60°-70°	562.8	27.6
70°-80°	262.7	12.9
80°-90°	24.6	1.2
90°-100°	0.0	0.0
100°-110°	0.0	0.0
110°-120°	0.0	0.0
120°-130°	0.0	0.0
130°-140°	0.0	0.0
140°-150°	0.0	0.0
150°-160°	0.0	0.0
160°-170°	0.0	0.0
170°-180°	0.0	0.0
0°-90°	2037.6	100.0
0°-180°	2037.6	100.0



REPORT NUMBER: P139584

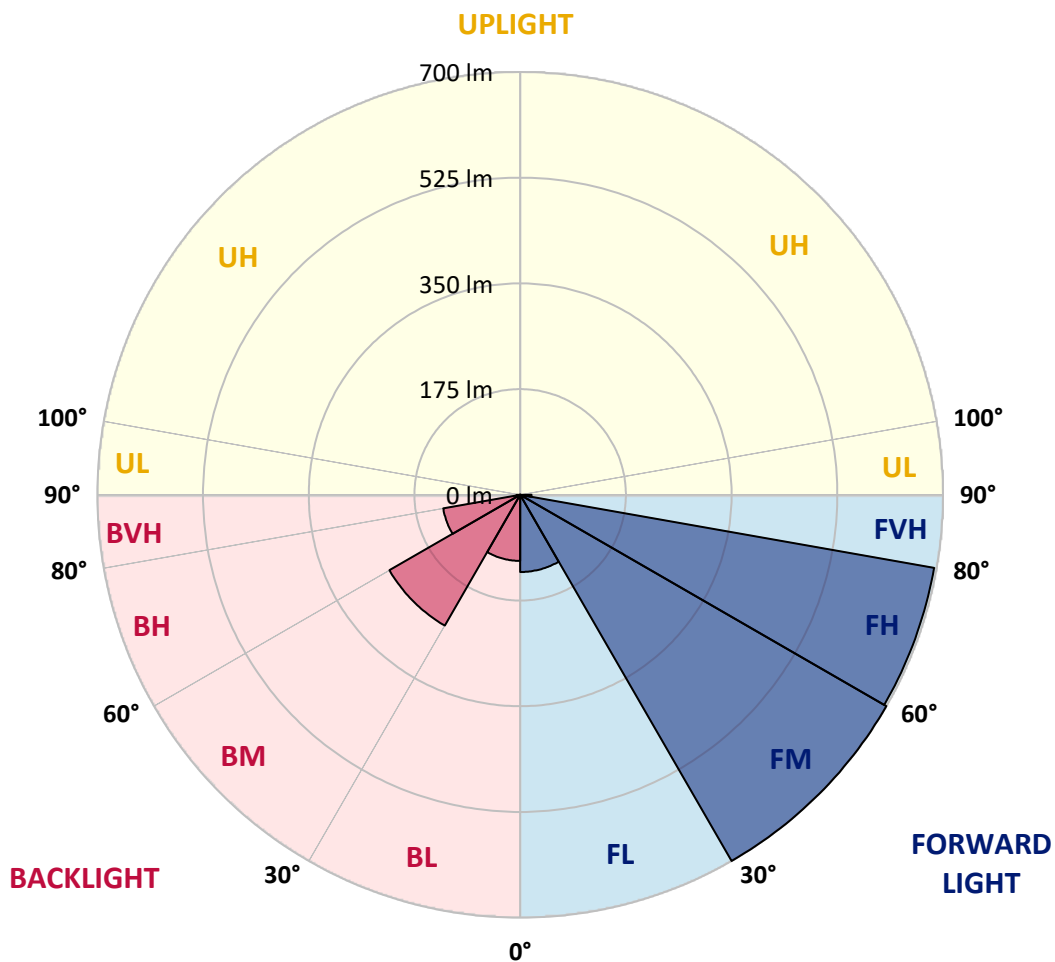
CATALOG NUMBER: ENT-F01-LED-E1-BL3-7030

LUMINAIRE CLASSIFICATION SYSTEM LUMEN TABLE AND BUG RATING:

Zone		Lumens	% Fixture	Zone Rating/Lumen Limit		
				B	U	G
FL	(0°-30°)	127.8	6.3			
FM	(30°-60°)	700.3	34.4			
FH	(60°-80°)	696.1	34.2			G1/1800
FVH	(80°-90°)	18.7	0.9			G1/100
BL	(0°-30°)	109.5	5.4	B0/110		
BM	(30°-60°)	249.9	12.3	B1/1000		
BH	(60°-80°)	129.4	6.4	B1/500		G1/500
BVH	(80°-90°)	5.9	0.3			G0/10
UL	(90°-100°)	0.0	0.0		U0/0	
UH	(100°-180°)	0.0	0.0		U0/0	

BUG Rating: B1-U0-G1

Type III Short





REPORT NUMBER: P139584

CATALOG NUMBER: ENT-F01-LED-E1-BL3-7030

CANDELA DISTRIBUTION (FULL):

	0°	5°	15°	25°	35°	45°	55°	60°	61°	62°	64°
0°	219.4	219.4	219.4	219.4	219.4	219.4	219.4	219.4	219.4	219.4	219.4
2.5°	228.1	228.1	228.5	228.5	228.1	228.1	225.8	225.8	225.8	225.4	225.4
5°	240.5	240.9	240.9	240.5	239.8	238.3	235.2	235.2	235.2	234.9	234.1
7.5°	254.8	254.5	254.8	253.7	252.2	250.3	246.2	245.8	245.0	245.0	244.3
10°	270.7	269.6	270.7	269.2	266.2	262.8	257.9	256.4	256.4	256.4	254.8
12.5°	286.9	286.5	287.3	284.6	279.4	275.6	270.7	268.8	268.4	268.4	267.7
15°	304.6	304.2	302.0	297.8	291.0	287.6	282.0	279.7	279.4	279.4	278.2
17.5°	323.1	323.1	317.4	308.8	299.3	294.4	290.3	288.8	288.4	288.4	288.0
20°	338.9	338.9	331.4	317.1	303.5	298.2	296.7	296.7	296.7	296.7	297.1
22.5°	350.6	349.5	339.3	321.6	305.0	300.5	304.2	304.6	304.6	305.4	305.7
25°	355.9	355.5	343.4	322.3	304.6	303.9	312.2	313.3	314.0	314.8	315.9
27.5°	356.3	356.3	344.2	322.0	304.2	309.9	322.0	325.3	326.1	327.6	329.5
30°	352.5	352.9	342.7	321.6	306.9	321.2	337.4	343.8	345.3	347.6	350.6
32.5°	348.0	348.7	342.7	325.3	318.6	340.8	362.3	371.3	372.8	375.9	378.9
35°	348.7	349.9	351.0	340.4	344.6	374.4	405.3	410.5	410.2	415.1	416.6
37.5°	353.6	356.3	364.6	366.4	382.3	423.7	456.2	467.5	467.5	472.0	470.5
40°	354.4	358.5	379.3	401.1	432.4	483.3	527.8	541.0	541.0	542.9	542.1
42.5°	372.1	375.9	405.6	444.5	489.0	548.9	597.9	609.6	612.2	610.4	611.9
45°	404.1	406.8	443.3	492.4	543.6	611.9	666.5	677.8	680.5	678.6	676.3
47.5°	444.9	448.6	487.5	545.5	598.3	669.9	736.7	749.8	752.5	749.5	750.6
50°	478.8	485.9	527.4	596.0	651.1	719.7	790.9	809.0	811.3	811.3	812.1
52.5°	509.7	516.1	556.1	632.6	693.7	764.5	831.3	854.7	857.3	859.2	860.7
55°	522.5	528.9	568.9	648.4	719.7	806.4	878.0	909.3	910.8	915.7	922.1
57.5°	522.9	528.2	567.4	648.1	733.3	844.1	941.7	990.4	996.4	1002.8	1013.7
60°	487.5	493.9	533.1	629.2	744.6	886.3	1038.2	1127.6	1136.3	1154.7	1178.9
62.5°	433.9	438.4	472.4	567.0	744.6	944.8	1193.6	1341.4	1370.4	1400.5	1445.0
65°	384.2	387.6	409.0	490.8	691.8	992.3	1356.1	1526.1	1557.4	1580.0	1617.7
67°	353.2	354.8	375.1	441.8	620.9	954.2	1367.0	1538.9	1565.7	1589.0	1636.5
67.5°	342.7	343.8	363.0	429.4	599.0	931.2	1350.4	1528.3	1557.4	1581.1	1629.4
70°	263.5	260.1	276.7	337.8	484.1	743.1	1185.7	1390.7	1423.9	1455.6	1514.0
72.5°	157.2	152.3	162.9	196.0	313.7	522.1	899.1	1141.2	1183.4	1223.0	1299.5
75°	94.6	95.0	102.9	125.9	171.2	328.4	581.0	742.7	782.3	819.6	879.9
77.5°	47.1	46.7	53.9	73.1	124.8	204.0	337.4	428.3	441.5	459.2	452.0
80°	15.1	14.7	15.8	20.0	44.9	136.8	212.2	268.8	274.8	278.2	282.4
82.5°	2.3	2.6	3.0	4.9	8.3	32.8	131.9	187.0	195.3	205.1	223.9
85°	0.0	0.0	0.4	0.4	1.1	2.6	12.4	32.0	33.6	40.7	47.9
87.5°	0.0	0.0	0.0	0.4	0.8	1.1	1.9	1.9	1.9	1.9	1.9
90°	0.0	0.0	0.0	0.0	0.0	0.0	0.0	0.0	0.0	0.0	0.0



REPORT NUMBER: P139584

CATALOG NUMBER: ENT-F01-LED-E1-BL3-7030

CANDELA DISTRIBUTION (continued):

	65°	66°	67°	68°	69°	70°	75°	85°	90°	95°	105°
0°	219.4	219.4	219.4	219.4	219.4	219.4	219.4	219.4	219.4	219.4	219.4
2.5°	225.1	225.1	224.7	224.3	224.3	224.3	223.6	223.2	220.9	220.2	218.7
5°	234.1	234.1	233.4	233.0	232.6	232.6	231.5	229.2	226.2	224.3	221.3
7.5°	243.9	243.5	242.8	242.8	241.3	241.3	239.8	235.6	232.6	230.0	226.2
10°	255.2	254.8	253.7	253.3	252.6	251.8	250.3	245.4	242.4	239.0	234.5
12.5°	267.7	266.9	266.2	265.8	265.0	264.3	262.8	258.2	255.2	251.8	246.6
15°	278.6	278.2	277.5	277.1	277.1	276.3	275.2	271.1	268.0	264.3	260.1
17.5°	288.4	288.0	287.6	287.6	287.3	287.3	286.9	283.1	281.2	278.2	274.1
20°	296.7	297.1	297.1	297.1	297.5	297.8	298.6	296.7	294.8	292.2	289.9
22.5°	305.7	306.1	307.3	307.3	308.0	308.4	311.0	310.6	309.9	308.0	306.1
25°	316.7	317.4	318.2	319.3	319.7	320.8	325.3	327.2	325.7	324.6	326.5
27.5°	331.0	332.5	333.3	334.8	335.5	337.0	343.8	348.0	346.8	347.2	351.4
30°	352.5	354.0	356.3	357.0	359.7	360.4	368.3	374.7	374.7	374.0	381.5
32.5°	381.1	382.3	384.9	386.8	388.3	389.8	397.4	404.1	404.9	407.2	410.2
35°	418.8	419.6	421.1	424.1	423.7	424.5	428.6	435.4	439.2	444.5	435.4
37.5°	468.6	471.2	470.5	470.9	467.9	469.7	471.2	478.4	486.3	491.6	456.5
40°	539.5	541.4	539.5	536.8	534.6	533.5	531.2	539.1	545.9	542.1	473.1
42.5°	608.5	609.2	607.7	603.2	601.3	597.5	591.5	601.3	605.1	587.4	481.8
45°	676.7	675.6	672.9	672.2	668.4	664.6	661.3	667.7	666.2	631.5	485.6
47.5°	748.3	747.2	745.3	742.3	738.2	737.4	734.4	733.6	722.7	669.2	483.7
50°	810.9	811.7	807.5	809.0	807.2	803.4	800.7	802.2	776.2	702.3	479.9
52.5°	864.8	864.8	862.9	864.8	864.1	862.2	864.5	889.0	835.0	749.1	474.3
55°	927.4	929.7	928.2	930.1	931.2	935.3	944.8	1002.1	922.9	806.4	461.4
57.5°	1019.0	1024.7	1023.2	1030.7	1037.5	1048.4	1082.7	1143.1	1031.8	869.4	436.2
60°	1183.4	1201.9	1201.1	1214.3	1227.9	1240.3	1300.3	1311.9	1155.1	951.5	417.3
62.5°	1457.1	1472.2	1478.6	1492.9	1501.6	1503.8	1552.1	1466.5	1265.2	1026.2	406.8
65°	1634.3	1640.3	1646.0	1644.1	1638.8	1630.1	1633.1	1452.2	1228.6	978.3	349.1
67°	1655.4	1667.8	1672.4	1669.3	1661.4	1649.4	1634.7	1387.3	1151.0	903.7	295.2
67.5°	1649.4	1662.2	1666.3	1663.7	1656.9	1647.9	1630.5	1362.8	1124.6	879.5	281.2
70°	1552.5	1570.9	1587.9	1593.6	1593.9	1592.4	1575.1	1189.8	957.2	738.5	213.4
72.5°	1323.6	1347.4	1382.8	1371.5	1389.6	1377.9	1338.3	813.2	656.0	527.8	149.7
75°	893.1	903.7	932.3	899.5	902.5	881.8	728.0	472.4	406.8	343.4	90.1
77.5°	449.4	456.2	451.6	432.0	424.5	407.5	315.2	102.5	102.5	122.1	47.1
80°	285.0	287.6	290.7	295.2	300.8	301.6	218.7	30.2	27.1	28.3	25.6
82.5°	233.7	240.9	250.3	252.2	254.5	256.4	150.8	16.6	13.6	15.1	18.1
85°	54.3	58.8	56.2	49.8	53.2	41.1	21.1	6.8	6.0	7.5	12.4
87.5°	1.9	1.9	1.9	1.9	1.9	1.9	1.9	1.9	1.5	2.6	6.4
90°	0.0	0.0	0.0	0.0	0.0	0.0	0.0	0.0	0.0	0.0	0.0



REPORT NUMBER: P139584

CATALOG NUMBER: ENT-F01-LED-E1-BL3-7030

CANDELA DISTRIBUTION (continued):

	115°	125°	135°	145°	155°	165°	175°	180°
0°	219.4	219.4	219.4	219.4	219.4	219.4	219.4	219.4
2.5°	217.2	216.0	214.5	214.1	213.8	213.0	212.6	212.2
5°	218.3	216.0	213.8	212.2	211.5	210.7	210.0	210.0
7.5°	222.8	220.2	216.8	215.3	213.8	212.6	211.9	211.9
10°	230.3	227.3	223.2	221.3	219.4	218.3	217.5	216.8
12.5°	241.7	237.9	233.0	230.0	228.1	227.7	227.0	226.6
15°	255.6	251.5	246.2	243.2	240.1	239.4	238.6	238.3
17.5°	269.6	266.2	262.0	256.7	250.7	245.8	243.5	243.2
20°	285.4	283.9	277.5	265.8	252.6	242.4	238.3	238.3
22.5°	305.4	301.2	285.8	265.0	245.4	231.1	225.4	225.4
25°	327.2	313.3	284.6	256.7	232.6	214.9	207.3	207.3
27.5°	346.5	316.7	277.8	242.8	213.4	194.2	185.5	185.1
30°	361.5	314.8	265.8	223.2	190.8	168.9	159.1	159.1
32.5°	369.8	308.4	249.2	200.2	163.2	138.4	126.3	126.7
35°	372.1	297.5	227.3	169.6	130.1	105.6	94.6	94.6
37.5°	369.8	280.1	200.2	136.1	97.3	79.9	71.6	70.9
40°	362.3	254.1	164.0	99.5	72.4	62.2	58.8	58.1
42.5°	347.2	222.8	123.3	71.3	58.1	53.9	53.2	52.8
45°	323.5	180.6	85.6	55.8	52.0	50.9	50.9	50.5
47.5°	293.7	138.0	61.1	49.4	49.0	49.0	49.0	49.0
50°	260.5	97.6	49.8	46.7	46.4	47.1	47.5	47.5
52.5°	226.2	68.2	45.6	44.9	44.1	45.2	45.6	45.6
55°	188.9	53.5	43.7	43.0	41.8	42.2	43.0	43.0
57.5°	150.4	47.5	43.0	41.8	39.6	39.6	40.3	40.3
60°	119.5	45.6	42.6	40.0	36.9	36.9	37.7	38.1
62.5°	99.9	45.2	42.6	38.1	35.8	34.7	35.4	35.4
65°	83.3	45.2	41.5	38.1	33.9	32.4	33.2	33.2
67°	69.7	44.5	40.7	38.1	33.2	31.3	31.3	31.3
67.5°	66.0	44.1	41.1	38.1	32.8	30.9	30.5	30.5
70°	49.4	40.0	41.1	38.5	32.0	28.3	27.5	27.5
72.5°	38.5	36.6	40.0	39.6	31.3	26.0	24.5	24.1
75°	31.3	33.2	40.3	38.5	29.4	23.8	21.5	21.1
77.5°	26.8	28.3	33.9	30.9	24.5	21.1	18.8	18.5
80°	21.1	24.1	24.1	21.1	18.1	17.0	15.8	15.8
82.5°	17.0	18.5	15.8	14.3	13.6	13.2	12.4	12.4
85°	13.9	15.1	11.7	10.6	10.2	9.8	9.0	9.0
87.5°	10.9	9.4	6.0	5.7	5.7	5.3	5.3	5.7
90°	0.0	0.0	0.0	0.0	0.0	0.0	0.0	0.0

(END OF REPORT)